

An evaluative message fosters mathematics performance in male students but decreases intrinsic motivation in female students

Angelica Moè and David W. Putwain

QUERY SHEET

This page lists questions we have about your paper. The numbers displayed at left are hyperlinked to the location of the query in your paper.

The title and author names are listed on this sheet as they will be published, both on your paper and on the Table of Contents. Please review and ensure the information is correct and advise us if any changes need to be made. In addition, please review your paper as a whole for typographical and essential corrections.

Your PDF proof has been enabled so that you can comment on the proof directly using Adobe Acrobat. For further information on marking corrections using Acrobat, please visit <http://journalauthors.tandf.co.uk/production/acrobat.asp>; <https://authorservices.taylorandfrancis.com/how-to-correct-proofs-with-adobe/>

The CrossRef database (www.crossref.org/) has been used to validate the references.

AUTHOR QUERIES

- Q1** The reference “Putwain & Pescod, 2018” is cited in the text but is not listed in the references list. Please either delete the in-text citation or provide full reference details following journal style.
- Q2** The reference “Hulleman, Kosovich, Barron, & Daniel, 2017” is cited in the text but is not listed in the references list. Please either delete the in-text citation or provide full reference details following journal style.
- Q3** The reference “Elliot & Church, 1997” is cited in the text but is not listed in the references list. Please either delete the in-text citation or provide full reference details following journal style.
- Q4** Please confirm the head levels as set in the proof is accurate.
- Q5** Please note that the ORCID section has been created from information supplied with your manuscript submission/CATS. Please correct if this is inaccurate.

- Q6** The funding information provided has been checked against the Open Funder Registry and we failed to find a match. Please check and resupply the funding details if necessary.

PROOF ONLY



An evaluative message fosters mathematics performance in male students but decreases intrinsic motivation in female students

Angelica Moè^a and David W. Putwain^b 

^aDepartment of General Psychology, University of Padua, Padua, Italy; ^bSchool of Education, Health and Community, Liverpool John Moores University, Liverpool, United Kingdom

ABSTRACT

This study contrasted the effects of two task messages, evaluative or non-evaluative, on mathematics performance, affect, and intrinsic task motivation. One hundred-twenty secondary-school students aged 17–21 years were delivered one of the two messages, or assigned to a control condition, before completing a mathematics task, measures of message appraisals (challenge and threat), affect (pleasantness, arousal, dominance), and a behavioural indication of intrinsic task motivation. The evaluative message raised performance only in males, while for females both messages decreased intrinsic motivation for the task, probably due to stereotype threat. Implications for future research and educational practices are discussed.

HIGHLIGHTS

- In a low-value context, an evaluative message favoured male mathematics performance
- Males increased arousal after an evaluative message
- A challenge appraisal was linked with male performance
- Females decreased intrinsic motivation after evaluative and non-evaluative messages

ARTICLE HISTORY

Received 8 November 2018
Accepted 13 February 2020

KEYWORDS

Stereotype threat;
mathematics; gender;
intrinsic motivation; affect

Teachers routinely deliver messages to students aimed at fostering motivation and improving achievement (e.g. Putwain, Symes, & McCaldin, 2019; von der Embse, Schultz, & Draughn, 2015). While research has shown that encouraging messages (e.g. stressing utility, providing positive expectations, suggesting reasons for engaging, sustaining self-determination, self-efficacy beliefs or effort attribution) foster motivation more than threatening messages (e.g. reminding the negative consequences of failing; for a meta-analysis see Lazowski & Hulleman, 2016), teachers commonly use evaluative messages to warn students about the negative consequences of failure (the so-called fear appeals: Putwain & Roberts, 2012). This raises the question if messages focussed

CONTACT Angelica Moè  angelica.moe@unipd.it  Department of General Psychology, University of Padua, via Venezia 8, 35131 Padua, Italy


© 2020 Informa UK Limited, trading as Taylor & Francis Group

on evaluation rather than on strengths (such as effort, value, self-efficacy) could be effective in some conditions and for some students.

In this study, we will consider the maths domain and compare message effectiveness in boys and girls. Due to a common-held gender stereotype ('women are less skilled than men in maths and spatial thinking'), girls could experience a stereotype threat that feels afraid to show they underperform boys (e.g. Lewis & Sekaquaptewa, 2016; Spencer, Steele, & Quinn, 1999). Instructions or experimental conditions (e.g. a single woman with two or more men in the testing situation, e.g. Inzlicht & Ben-Zeev, 2000) can elicit this stereotype thus affecting performance. This is not always shown: for instance, recently Finnigan and Corker (2016) and Flore, Mulder, and Wicherts (2018) failed to confirm such effects on performance. Consequently, research has studied the factors which can nullify or emphasise the stereotype threat effects and found that when the task is introduced as an 'evaluative test', it is valued as important (the so-called domain-identification and gender-identification) the size of the effect increase (for meta-analyses and reviews see Flore & Wicherts, 2015; Maass & Cadinu, 2003; Nguyen & Ryan, 2008; Picho et al., 2013). Instead, when the gender difference is not ascribed to genetic factors (Dar-Nimrod & Heine, 2006), and it is explained that potential anxiety results not from alleged inability, but by the common-held stereotype (Johns, Schmader, & Martens, 2005), the effects nullify. Moreover, a stereotype threat could affect not only performance, but overall interest and positive affect: in the main, male students are more interested and enjoy maths-related fields more than female students (Blue & Gann, 2016), with a very small but significant standardised effect size of 0.10 (Troiland & Davison, 2016). This suggests that messages effectiveness could differ between genders, potentially eliciting stereotype threat or lift effects (Walton & Cohen, 2003), respectively, in female and male students. Finally, a correlational approach has been adopted in many studies (e.g. Putwain, Symes, & Remedios, 2016; Symes & Putwain, 2016), while there are few experimental studies assessing the effects of different teacher messages (e.g. Putwain & Best, 2011, 2012; Putwain & Pescod, 2018; von der Embse et al., 2015).

Effects of teacher messages on performance

Teachers mostly deliver messages focussed on the cost associated with not engaging in study-related behaviours, for instance, study regularly, complete homework, pay attention in class – (Putwain et al., 2016, 2017), instead of messages framed on advantages. This appears to be due to a belief in their effectiveness (Putwain, & von der Embse, 2018; Putwain & Roberts, 2012), while research has shown that encouraging rather than threatening messages (e.g. stressing that 'you can' by outlining the importance of effort for success and suggesting rationales for the usefulness of a task) should foster a range of positive outcomes (Ryan & Deci, 2000; 2017; Wigfield & Eccles, 2000). A confirmation of this rationale comes from research showing that prompting usefulness (e.g. Brisson et al., 2017; Gaspard et al., 2015; Hulleman, Godes, Hendricks, & Harackiewicz, 2010; Hulleman, Kosovich, Barron, & Daniel, 2017; Hulleman & Harackiewicz, 2009), mastery goals (e.g. Hidi & Harackiewicz, 2000) or a growth mindset (e.g. Blackwell, Trzesniewski, & Dweck, 2007; Yeager et al., 2016) raise achievement.

91 Positive effects of performance-goal oriented messages on performance have been
 92 found too (e.g. Elliot & Church, 1997; Harackiewicz, Barron, Carter, Lehto, & Elliot,
 93  1997), suggesting that focussing on evaluation is not always ineffective.

94 In mathematics, the subject we focus in this study, it is possible that male students
 95 will be favoured by the common-held stereotype of males as more maths talented
 96 than females thus showing a stereotype lift effect (Walton & Cohen, 2003). On the
 97 opposite, female students may experience a stereotype threat that is the fear to
 98 underperform due to the same common-held stereotype (Steele & Aronson, 1995). For
 99 instance, Kellow and Jones (2008) found that an evaluative message favoured perform-
 100 ance only for the non-stereotyped group, suggesting that **for those who are expected**
 101 **to perform poorly due to a common-held stereotype** a message emphasising the
 102 evaluative aspect of performance is not effective because it induces stereotype threat.
 103
 104

105 ***Effects of teacher messages on motivation, and affect***

106 Effects of messages have been assessed mostly by considering examination or task
 107 performance, while less attention has been devoted to effects on affect (considering
 108 the dimensions of pleasure, arousal, and dominance; Bradley & Lang, 1994), and on
 109 intrinsic task motivation, defined as motivation for the activity (not for external
 110 rewards or goals or compliance) moved by expected feelings of pleasure or satisfac-
 111 tion (Deci, 1975).
 112

113 Previous research results suggest that both pleasure, arousal, dominance, and intrin-
 114 sic motivation could be affected by the messages delivered by teachers. For instance,
 115 Froiland and Worrell (2017) found that parental autonomy support, which implies
 116 delivering encouraging messages, favour intrinsic life goals and grades. Putwain and
 117 Best (2011) found that a fear appeal message increased anxiety, but also that this
 118 increased anxiety did not affect performance, suggesting that emotions driven by the
 119 message delivered were not the underlying mechanism. Putwain and Remedios (2014)
 120 found that motivation mediated the indirect relations from teacher messages to per-
 121 formance. However, teacher messages in this study were self-reported and not experi-
 122 mentally manipulated. However, in all these studies intrinsic motivation for the task
 123 was assessed through self-reports, while, in this study, to avoid biased responses due
 124 to social desirability or compliance with the experimenter, we will measure it behav-
 125 iourally as done by Deci (1971).
 126

127 Beyond anxiety, fear appeals have been shown to increase surprise, sadness, anger,
 128 puzzlement (Dillard, Plotnick, Godbold, Freimuth, & Edgar, 1996), irritation (Kirscht &
 129 Haefner, 1973), tension (LaTour & Pitts, 1989), and disgust, depression, and loss of
 130 pleasure (Kohn, Goodstadt, Cook, Sheppard, & Chan, 1982). However, these studies,
 131 reviewed by Witte and Allen (2000), considered in detail health attitudes rather than
 132 educational outcomes. In educational contexts, a few researchers showed that when
 133 students value a subject and believe that with effort success is possible teacher mes-
 134 sages are associated with greater positive affect, and motivation (Putwain et al., 2016;
 135 2017). This suggests that messages delivered to students should affect not only
 performance, but also affect and intrinsic motivation for the task.

Gender differences in message effectiveness

Male students typically consider themselves more skilled than females in mathematics (e.g. Skaalvik & Skaalvik, 2004), and consequently report more enjoyment and less anxiety than females when referring to maths domains (Frenzel, Pekrun, & Goetz, 2007). Parents and teachers play a critical role in shaping these ability-related beliefs (e.g. Frenzel, Goetz, Pekrun, & Watt, 2010; Gunderson, Ramirez, Levine, & Beilock, 2012; Upadaya & Eccles, 2015), contributing to developing the stereotype of males as more skilled than females in maths (Keller, 2001), and the belief that maths is more useful for males than females (Fredricks, Hofkens, Wang, Mortenson, & Scott, 2018; Watt et al., 2012). These parental expectations predict subsequent course taking and maths achievement (Froiland & Davison, 2016), leading females experiencing a stereotype threat, which could affect performance and message effectiveness.

Since an evaluative message has been found to positively affect performance in those who perceive to be able (e.g. Elliot & Church, 1997; Harackiewicz, Barron, Carter, Lehto, & Elliot, 1997) male students should be favoured more than females by an evaluative message because the common-held stereotype lead them to believe to perform better than females in mathematics. Female students will show decreased performance and intrinsic motivation, since stereotype threat effects refer to a broader range of aspects, including motivation for the task (e.g. Lewis & Sekaquaptewa, 2016).

Fear and challenge appraisals shape the message effectiveness

Appraisals are cognitive evaluations, based on perceptions and individual interpretations of environmental events based on (a) personal relevance for one's goals and well-being and (b) perceived capability to be able to face them (Folkman, 2008; Lazarus, 2006, Skinner & Brewer, 2002). The cognitive-appraisal model of the stress process (Folkman & Nathan, 2011; Lazarus, 2006) suggests that there are two stages: primary appraisal based on estimating the importance of the event (personal relevance), and secondary appraisal based on looking for resources and options to face the situation (personal resources), linked in a reciprocal cycle (Putwain & Symes, 2014). A challenge appraisal occurs when a student anticipates success is likely and (s)he perceives him/herself capable to respond to task demands, whereas a threat appraisal occurs when a student anticipates failure because the task requests overweight his/her perceived abilities to successfully perform it (Putwain & Symes, 2016; Symes & Putwain, 2016).

The same message could be appraised either as a challenge or as a threat (Putwain, Symes & Wilkinson, 2017; Putwain et al., 2016; Putwain & Symes, 2014), and consequently lead to expectations which will affect differently performance (e.g. Putwain, Symes, & Wilkinson, 2017), motivations (e.g. Putwain, Remedios, & Symes, 2015) and emotions (e.g. Durik, Shechter, Noh, Rozek, & Harackiewicz, 2015). For instance, Putwain et al. (2016) found that the same fear appeal could lead either to a challenge or to a threat appraisal, and, as a consequence, favour or impair, respectively, behavioural engagement. Putwain, Symes, and Wilkinson (2017), showed that a challenge appraisal predicted performance through increased behavioural

engagement, while a threat appraisal harmed performance by reducing behavioural engagement.

These studies show that the way that messages are appraised could play an important role in determining the message effectiveness; motivation (Putwain & Symes, 2014), engagement (Putwain et al., 2016), and achievement (Putwain & Symes, 2011), are higher following a challenge appraisal and lower following a threat appraisal: 'the critical factor in determining relations with antecedents and outcomes is not the message frequency but how it is appraised' (Putwain et al., 2017, p. 1).

Hence, in this study, as in previous ones (e.g. Putwain, Symes, & Wilkinson, 2017; Putwain et al., 2016; Putwain & Symes, 2016; Symes & Putwain, 2016), we assessed appraisal by asking after message delivery how much the messages were perceived in a favourable way, as something which can be effectively performed, namely as a challenge, or in a harming way as something beyond **ones'** capabilities, that is as a threat.

Aims and hypothesis

This study aimed at assessing the effects of an evaluative vs. a non-evaluative message on performance in a mathematics task, affect (pleasure, arousal, dominance), and intrinsic motivation for the task, in male and female high-school students. The following hypotheses lead the research:

Hypothesis 1: The evaluative message will foster performance, dominance, arousal, pleasantness, and motivation in male students due to the common-held stereotype that mathematics is a male domain;

Hypothesis 2: Due to the evaluative context, and the nature of the task which assesses mathematics abilities, females will experience a stereotype threat leading them to decreased performance, and lower levels of intrinsic motivation, dominance, and pleasure, and higher levels of arousal.

Method

Participants

One hundred and twenty Italian students ($M_{\text{age}} = 18.24$ years, $SD = 0.76$, age range 17–21) attending the final year of a single vocational high-school setting out for becoming cook or waiter participated on a voluntary basis. There were 60 males, and 60 females, mostly Caucasian, assigned randomly to one of three conditions: evaluative message, non-evaluative message, or a no message control (40 each, 20 males and 20 females, see Procedure). The power analysis fixed effects using G*power (Faul, Erdfelder, Lang, & Buchner, 2007) showed that considering 6 independent groups 20 participants for each was the right number to detect an effect with $p < .05$, $f = 0.25$, critical $F = 3.92$.

Measures

Values

They were assessed using the instrument developed by Putwain et al. (2015, 2017), adapted from the *Michigan Study of Adolescent Life Transitions* scales (Eccles, O'Neill, &

226 Wigfield, 2005). Items were translated into Italian by a research assistant and then
227 back-translated by a native English speaker. Participants had to rate on a 5-point
228 Likert-type scale (anchoring points 1 = not at all, 5 = very much) attainment value (e.g.
229 'How important is it to you to get a good grade in mathematics?'), and utility value
230 (e.g. 'how important is mathematics for you, outside the school?'). Two scores were
231 obtained by averaging the three items referring to each aspect. Data collected using
232 English versions of these scales have shown good factorial validity and internal reliabil-
233 ity (Putwain et al., 2015, 2016). Cronbach α values in this study were 0.74 and 0.82, for
234 attainment value and utility value, respectively.

236 *Mathematics performance*

237 It was measured through the AC-FL (Caviola, Gerotto, Lucangeli, & Mammarella, 2016),
238 a maths arithmetic test. It consists of 3 sheets each containing 24 operations to per-
239 form in 2 min. The first sheet contains 24 additions of 2- or 3-digit numbers (e.g.
240 '76 + 103' or '23 + 3 + 43'), the second 24 2-digit subtractions (e.g. '69-56' or '72-66')
241 and the third 24 2-digit multiplications (e.g. '45 \times 4' or '37 \times 18'). For scoring the num-
242 ber of correct operations was computed separately for additions, subtractions, and
243 multiplications, as indicated in the manual accompanying the test (Caviola et al.,
244 2016), and done in previous research (e.g. Caviola, Gerotto, & Mammarella, 2016;
245 Caviola, Primi, Chiesi, & Mammarella, 2017; Mammarella, Caviola, Giofrè, & Szűcs, 2018
246). Cronbach α values obtained in this study by considering the solved (scored 1) and
247 the unresolved or missed operations (scored 0) were 0.88, 0.91, and 0.80, respectively,
248 for additions, subtractions and multiplications, respectively. These were very close to
249 those obtained in the validation by Caviola et al. (2016): 0.89, 0.90, and 0.82 for addi-
250 tions, subtractions and multiplications, respectively.

252 *Threat and challenge appraisal*

253 The way the messages were appraised was measured using four items, adapted from
254 previous research (Putwain et al., 2015, 2016), two about threat (e.g. 'How worried are
255 you to perform that task?'), two about challenge (e.g. 'How confident are you to do
256 succeed in this task?'). Participants were asked to rate each item by placing a cross
257 along a 16 cm analogue scale. For scoring we calculated two means by averaging the
258 two items regarding challenge appraisal (Cronbach $\alpha = 0.70$), and threat appraisal
259 (Cronbach $\alpha = 0.78$).

261 *Affect*

262 The three affective dimensions (pleasantness, arousal, and dominance) were assessed
263 twice, after the message delivery and after the mathematics task, through the self-
264 assessment manikin (SAM; Bradley & Lang, 1994), by asking the participants how they
265 feel right now. It presents schematic figures ranging from a smiling, happy figure to a
266 very unhappy figure (pleasantness), from an excited wide-eyed figure to a sleepy fig-
267 ure with eyes closed (arousal), from a very small figure to a very large dominating the
268 situation (dominance), see Figure 1 for arousal.

269 The task is to put three crosses, one for each dimension (row), on the figure which
270 best represents the affective state, along a continuous nine-point scales. For scoring




Figure 1. Example item of the self-assessment manikin (Bradley & Lang, 1994) for measuring arousal.

the single three values assigned by the participants were considered, as done in the validation study (Bradley & Lang, 1994) where each of the affective dimensions were shown to relate with a measure *tool* with a semantic differential method. For a detailed description of the instrument, see Bynion and Feldner (2017). For some recent *researches* using *IT* see Geethanjali, Adalarasu, Hemaprabha, Pravin Kumar, and Rajasekeran (2017), Murdoch, Partin, Vang, and Kehle-Forbes (2019), and Nadler, Cordy, Stengel, Segal, and Hayden (2017). Finally, for better understanding of the results, the scores regarding pleasure and arousal were reversed so that higher scores will mean higher pleasure and arousal.

Intrinsic motivation for the task

It was assessed through a behavioural method based on the procedure proposed by Deci (1971) following which the choice of the task is an index of intrinsic motivation. Participants were told almost of the end of the procedure they had an additional 5 min to spend *choosing among* one of the following three options: (a) continue with the mathematics task, (b) perform a verbal task (asking, for instance, to write in 2-min all the names starting with 'st' which come to mind), (c) waiting do nothing. If participants chose to finish the mathematics task, they were required to use a different-colour pencil to differentiate additional mathematics calculations from those performed during the 6-min allowed. The choice was coded as follows: 0 = do nothing, 1 = verbal task, and 2 = mathematics task.

Procedure

After having obtained the approval from the Departmental Ethical Committee, we contacted three high-school principals. One agreed giving the permission for letting the students participate. This done, written parental consent was obtained for participants below the age of 18 years.

The participants were tested in groups of three in a quiet room in school by an unknown experimenter who introduced herself as a psychologist who will present them scientific evidence. First, they were asked to sign a written consent *form*, then to complete the utility and attainment value items. This done, they were assigned randomly to one of three conditions: receiving an evaluative message, a non-evaluative message, or no message (control). All the participants were told: 'The task you are going to perform assess your mathematics abilities, which are very important for your life and future profession'. The evaluative message participants were then delivered

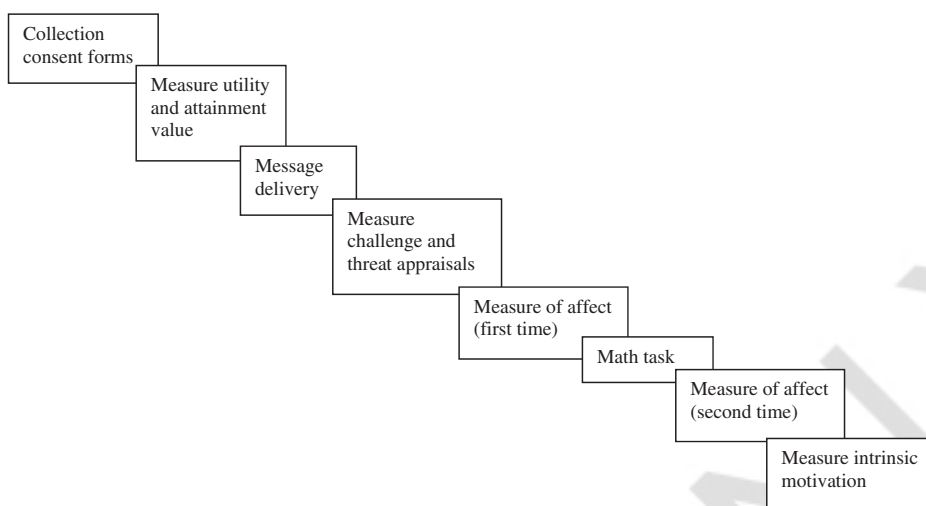


Figure 2. The time-line of the procedure.

the following message: 'Those scoring high can achieve the highest marks in the final examination and have more possibilities to obtain better jobs or even enter university' (the words in bold were particularly stressed in the verbal delivery). The non-evaluative message participants were told 'In this task, everybody can succeed by putting enough effort, which is the key for success. Abilities one believes to have do not matter at all. Just do your best and feel confident. Say to yourself: 'I can succeed', and you will perform well'. These messages were read aloud. Participants could also follow them printed on a sheet.

Once delivered the messages participants were asked to answer the threat and challenge appraisal items related to the maths task they were going to perform and the three SAM items to assess their affective states in that moment. This done, they were re-read again the messages, asked to perform the mathematics task (2 min for each sheet of operations with a 1-min break between them), to complete the SAM again (second administration, after performing the maths task), and finally to choose a final task aimed at measuring their intrinsic motivation towards the maths task (see [Figure 2](#) for a graphical representation of the Procedure).

Analytical plan

First descriptive statistics for all the variables were calculated, to verify the mean level of utility and attainment value and overall the mean scores obtained. Second, four between-participants 3 (messages: evaluative, non-evaluative, and control) \times 2 (gender) ANOVAs were run to verify there was no difference in pre-message values and appraisals. Second, to test the first proposition of both Hypothesis 1 and Hypothesis 2, effects on mathematics performance were assessed through a series of 3 (message: evaluative, non-evaluative, and control) analysis of covariance (ANCOVAs), run separately by each gender, respectively, on mean number of additions, subtractions, and multiplications correctly solved, with threat and challenge appraisals as covariates. Third, to test the second proposition of both Hypothesis 1 and Hypothesis 2 related to

effects on affective dimensions and intrinsic motivation, six 3 (message) \times 2 (time) ANCOVAs with challenge and threat appraisals as covariates were run on mean pleasantness, arousal, and dominance ratings in males and females. Message (evaluative, non-evaluative, or control) was the between-participants factors. Time (after message delivery vs. after maths task) was the within-participants factor. Then two chi-square analyses were run (one for each gender) to examine differences in intrinsic motivation for the task due to the messages delivered in the two genders.

Analyses and results

Preliminarily analyses

The descriptive analyses (see Table 1) showed that mean scores regarding values were, respectively, 3.41 and 2.80 for attainment and utility, in the middle of the range 1 to 5, slightly below than those observed in previous research (e.g. Putwain et al., 2016; Symes & Putwain, 2016). The mean number of correctly solved operations was very close to the values obtained in the validation (16.46, 13.49, 9.72 for additions, subtractions, and multiplications, respectively: Caviola et al., 2016) and within the validation ranges. The challenge appraisal was more than double of the threat appraisal, suggesting that the situation was perceived much more challenging than threatening. The affective dimensions were in the middle of the theoretical ranges, suggesting a mild emotional engagement.

Participants assigned to the three conditions did not differ in attainment value, utility value, challenge appraisal, nor threat appraisal (see Table 2 for mean values). There was only one effect due to gender about utility value [$F(1, 114) = 6.16, p = .029, \eta_p^2 = 0.05$; males $M = 2.99, SD = 0.84$; females $M = 2.62, SD = 0.79$] and no significant interaction. This confirms we could include threat and challenge appraisal as covariates.

Table 1. Descriptive statistics for values, performance, appraisals, affect, and intrinsic motivation for the task.

Variable	<i>M</i>	<i>SD</i>	Actual range (theoretical)
Values			
Attainment value	3.41	0.75	1.33–5 (1–5)
Utility value	2.80	0.83	1–5 (1–5)
Appraisals			
Challenge appraisal	10.94	3.28	0–16 (0–16)
Threat Appraisal	4.59	3.93	0–13.85 (0–16)
Performance			
Additions correctly solved	17.80	4.44	3–24 (0–24)
Subtractions correctly solved	14.46	5.47	0–24 (0–24)
Multiplications correctly solved	9.13	3.25	0–15 (0–24)
Affect			
Pleasure after message	3.64	0.74	1–5 (1–5)
Arousal after message	2.99	1.00	1–5 (1–5)
Dominance after message	3.48	0.89	1–5 (1–5)
Pleasure after maths performance	3.34	0.91	1–5 (1–5)
Arousal after maths performance	3.15	0.94	1–5 (1–5)
Dominance after maths performance	3.31	0.91	1–5 (1–5)
Intrinsic motivation for the task	1.24	0.53	0–2 (0–2)

Table 2. Mean (standard deviations) in values and appraisals split by gender and condition.

Gender	Condition message	Measure			
		Utility value	Attainment value	Threat appraisal	Challenge appraisal
Males	Evaluative	3.00 (0.72)	3.40 (0.83)	3.71 (4.00)	10.72 (4.71)
	Non-evaluative	3.15 (0.85)	3.32 (0.77)	3.92 (4.17)	11.03 (3.22)
	Control	2.82 (0.93)	3.52 (0.72)	4.35 (3.90)	10.70 (3.64)
Females	Evaluative	2.72 (0.79)	3.42 (0.81)	5.62 (3.45)	10.93 (2.49)
	Non-evaluative	2.52 (0.89)	3.27 (0.86)	6.04 (4.33)	11.20 (2.60)
	Control	2.62 (0.70)	3.57 (0.56)	3.89 (3.53)	11.07 (2.90)

Table 3. Mean operations solved in the three conditions split by gender (standard deviation in parentheses).

Gender	Condition message	Operations		
		Additions	Subtractions	Multiplications
Males	Evaluative	19.20 (4.29)	18.10 (4.69)	9.25 (3.08)
	Non-evaluative	15.85 (5.64)	13.80 (6.33)	8.90 (3.92)
	Control	18.20 (4.49)	14.70 (5.94)	8.35 (3.63)
Females	Evaluative	17.75 (4.00)	13.50 (3.56)	9.30 (2.77)
	Non-evaluative	17.60 (4.60)	13.60 (6.26)	9.30 (3.43)
	Control	18.20 (3.12)	13.05 (4.44)	9.65 (2.74)

Effects on mathematics performance

The ANCOVAs revealed a significant effect message only for males and for additions [$F(2, 55) = 3.77, p = .015, \eta_p^2 = 0.12$] and subtractions [$F(2, 55) = 3.61, p = .034, \eta_p^2 = 0.12$]. The post-hoc analyses showed that males solved correctly more additions [$t(38) = 2.11, p = .041, \text{Cohen } d = 1.23$] and more subtractions [$t(38) = 2.44, p = .019, \text{Cohen } d = 1.45$] in the evaluative, compared to the non-evaluative message condition (see Table 3 for mean values). None of the comparisons with control condition were significant at $p < .050$.

For males the effects challenge and threat appraisal were significant for all the three kind of operations: additions, $F(1, 55) = 16.92, p < .001, \eta_p^2 = 0.23, F(1, 55) = 10.16, p = .002, \eta_p^2 = 0.16$; subtractions, $F(1, 55) = 7.76, p = .007, \eta_p^2 = 0.12, F(1, 55) = 7.56, p = .008, \eta_p^2 = 0.12$; multiplications, $F(1, 55) = 10.08, p = .002, \eta_p^2 = 0.15, F(1, 55) = 12.78, p = .001, \eta_p^2 = 0.19$, respectively, for challenge and threat appraisals. For females only threat appraisal was significant [$F(1, 55) = 4.47, p = .039, \eta_p^2 = 0.07$] for subtractions. For males, the higher the challenge appraisal, the higher the number of correctly solved additions ($r = 0.348, p = .006$), subtractions ($r = 0.226, p = .083$), and multiplications, ($r = 0.251, p = .053$). The higher the threat appraisal, the lower the number of correctly solved additions ($r = -0.219, p = .093$), subtractions ($r = -0.240, p = .064$), and multiplications, ($r = -0.322, p = .012$). For females, the higher the threat appraisal, the lower the number of correctly solved subtractions ($r = -0.238, p = .067$).

Effects on pleasure, arousal, and dominance

The ANCOVA on arousal revealed a significant interaction message by time only for males: $F(2, 55) = 4.20, p = .020, \eta_p^2 = 0.13$. Arousal increased only in the evaluative

Table 4. Number of participants choosing to finish the mathematics task (an index of intrinsic motivation for the task), or to perform a verbal task/do nothing (collapsed into other).

Condition message	Males		Females	
	Maths task	Other	Maths task	Other
Evaluative	7	13	3	17
Non-evaluative	7	13	4	16
Control	4	16	10	10

message condition, from $M = 2.70$, $SD = 1.03$ to $M = 3.27$, $SD = 1.07$, $t(19) = 2.88$, $p = .010$, Cohen $d = 0.54$.

Moreover, a significant effect challenge appraisal was found for males in arousal [$F(1, 55) = 4.43$, $p = .040$, $\eta_p^2 = 0.07$], while for females the interaction challenge appraisal \times time on arousal was significant, $F(1, 55) = 5.33$, $p = .025$, $\eta_p^2 = 0.09$. The higher the challenge appraisal, the higher the self-reported arousal ($r = 0.282$, $p = .029$) by males. For females, a challenge appraisal related with arousal only after messages delivery ($r = 0.302$, $p = .019$).

There was a significant effect threat appraisal for females in arousal, $F(1, 55) = 5.19$, $p = .027$, $\eta_p^2 = 0.09$, and for males in dominance, $F(1, 55) = 8.52$, $p = .005$, $\eta_p^2 = 0.13$. The higher the threat appraisal the lower the dominance in males ($r = -0.288$, $p = .026$), and the higher the arousal in females ($r = 0.293$, $p = .023$).

Effects on intrinsic motivation for the task

Table 4 reports the number of participants choosing to complete the mathematics task (and index of intrinsic motivation) or to perform a verbal task or do nothing, split by gender. Since only four males and two females in different conditions choose to do nothing leaving two cells empty, we collapsed the choice 'do nothing' with that referring to performing a verbal task into a single category 'other' which means 'not choosing to finish the maths task' suggesting a low level of intrinsic motivation for the task.

The chi-square analysis on the males' frequencies was not significant [$\chi^2(2) = 1.429$, ns] showing that they choose to finish the maths task to the same extent in the three conditions. For females, instead, the chi-square analysis was significant [$\chi^2(2) = 7.059$, $p = .029$]. As seen in Table 4 they preferred to finish the maths task less after both the evaluative and non-evaluative messages than in the control condition, suggesting decreased intrinsic motivation for the task after those messages.

Discussion

This study compared the effects of an evaluative vs. a non-evaluative message on mathematics performance, affective dimensions and intrinsic motivation in male and female students. The evaluative message focussed on the importance to perform high, while the non-evaluative stressed the importance of effort put in doing the task.

A common-held stereotype leads people to consider males as more maths skilled than females. When this stereotype is raised explicitly (by instructions) or implicitly by

496 the testing situation females tend to underperform while males are unaffected or
497 even improve performance due to a stereotype lift effect (Spencer et al., 1999; Walton
498 & Cohen, 2003). Male and female students could therefore be differently affected by
499 the messages delivered. In fact, we predicted that an evaluative message will favour
500 performance in male students and that female students will not be favoured by the
501 two messages (due to experiencing stereotype threat). Below we will discuss them,
502 in turn.

503 ***Males are favoured by an evaluative message***

504 The results showed that the evaluative message raised performance in comparison
505 with the non-evaluative, but only for males, thus confirming Hypothesis 1, as about
506 effects on performance. The benefit was very large (Cohen's d 's up to 1) suggesting
507 that an evaluative message raises performance, in comparison with a non-evaluative
508 message, of up to one standard deviation. Interestingly, this effect, as predicted,
509 applied only for those who are expected to be capable on the basis of the common-
510 held stereotype of maths as a masculine subject, and hence who can experience a
511 stereotype lift. Interestingly the effect was even higher than that obtained in previous
512 research (for a meta-analysis see, Walton and Cohen 2003) suggesting that emphasising
513 the consequences of a good performance (evaluative message) can make the
514 stereotype lift effects stronger. Instead, focussing on effort (non-evaluative message),
515 rather than on the consequences of evaluation, did not give rise to a stereotype lift.
516 This result adds to the literature the point that a stereotype lift effect is more akin
517 to occur when the message is framed on performance consequences.

518 Significant relations were found with challenge and threat appraisals which related
519 positively and negatively with mathematics performance in males. This finding sug-
520 gests that fostering a challenge appraisal could be beneficial, while a threat appraisal
521 will lead to detrimental effects on performance also with males, who—in fact—
522 showed lower levels of dominance the higher the threat appraisal.

523 Unexpectedly, there was no difference due to messages on intrinsic motivation in
524 male students. The majority of male students (approximately 2 out of every 3) pre-
525 ferred to do another task: an evaluative message focussed on performing well-affected
526 performance but did not increase motivation towards a subsequent similar task. This
527 issue is useful to consider in real class implementations, suggesting that such a mes-
528 sage could favour performance in target tasks, but not increase motivation towards
529 future similar tasks.

530 ***Females experience stereotype threat thus decreasing performance, affect and 531 motivation for the task***

532 Performance for females did not differ among conditions, thus partially disconfirming
533 the first proposition of Hypothesis 2: females were not affected by either the evalu-
534 ative or the non-evaluative messages. However, for subtractions, there was a signifi-
535 cant effect threat appraisal showing that the higher the threat the lower the females'
536 performance. This suggests that possibly anxiety—which is one of the underlying

mechanisms of stereotype threat effects (Maass & Cadinu, 2003)—could have made the evaluative message ineffective for females. In fact, suggesting the importance to score high when the students do not perceive themselves to be competent would raise anxiety (Pekrun, 2006), an emotion which is inversely related with performance (e.g. Raccanello, Brondino, Moè, Stupnisky, & Lichtenfeld, 2019). In this study, anxiety was not assessed but could be inferred by the threat appraisal which tended to be higher (even if not significant statistically) after the two messages than in the control condition only for female students.

Females were unresponsive to the evaluative and also the non-evaluative messages, probably as a consequence of the stereotyped nature of mathematics, thus emphasising they were experiencing a stereotype threat. In fact, previous intervention studies confirmed that when the stereotyped nature of the task is reframed females improve performance, being their expectation to succeed improved (e.g. Dar-Nimrod, & Heine, 2006; Johns, Schmader, & Martens, 2005; Moè, 2016). This study adds to the literature on stereotype threat effects the issue regarding the evaluative (or not) nature of the message, which was not previously considered. The evaluative message reminded the negative consequences of scoring poorly thus leading to a typical stereotype threat effect (fear to underperform). The non-evaluative message stressed that with effort everybody could succeed thus rising potentially the threat to show that, nevertheless, the efforts put in doing the task the performance is poor thus again resulting in a threat. The results showed that both messages affected negatively the outcomes leading to no increase in performance and a decrease in intrinsic motivation.

Considering effects on the affective dimensions, females showed increased arousal the higher the threat appraisal, while a challenge appraisal related with arousal only at the first time point assessment, but not after performing the mathematics task. Contrary to the hypothesis no effect due to message was found on the affective dimensions. This could probably depend on the fact that participants (males too) expressed low mean levels of pleasantness, arousal and dominance (see Table 1) and lower levels of threat in comparison with challenge (see Tables 1 and 2), showing we tested participants not so motivated to succeed.

As expected, females showed decreased intrinsic motivation preferring a different task, thus showing behaviourally their disengagement and avoidance tendencies, confirming the second proposition of Hypothesis 2. These effects applied for both messages, showing that a non-evaluative message was not so useful, leading to decreased intrinsic motivation for the task in females in comparison with the control condition and to no effect on performance. Among the potential reasons for this lack of effects is that pointing at the importance of effort could not be enough when students show low levels of engagement, due to the occurrence of stereotype threat effects, that is when they fear that, nevertheless the effort put, they will not score high.

Limitations and future directions

The results of this study about the differential effects of messages on performance and motivation are interesting. Nevertheless, there are a few limitations that suggest

586 directions for future research. First, we considered a specific maths arithmetic task,
587 based on additions, subtractions, and multiplications and we do not know whether
588 the results here obtained could be generalised to other more complex tasks requiring
589 reasoning or algebra closer to those typically learned in high school. Second, the
590 intrinsic motivation measure is new and behaviourally based which is a strength. The
591 verbal task, however, was chosen by a large majority of participants possibly due to
592 its novelty. Future studies could consider a different behavioural measure which did
593 not contrast a new-already done task. Moreover, also a self-reported measure should
594 be collected, to compare it with the behavioural one. Then, future research could aim
595 increasing intrinsic motivation for the task via autonomy supportive messages (e.g.
596 Froiland, Davison, & Worrell, 2016) or having peers interested in maths sharing their
597 maths interest (e.g. Bissell-Havran & Loken, 2009). Third, the messages were delivered
598 by the same person, but the instructor was not the teacher, and this could have
599 shaped the effects of messages. Introducing a manipulation check in future research
600 could be helpful to ascertain to what extent the participants believed to the messages.
601 Forth, participants were from only a single vocational school and this requires caution
602 in generalising the results to different contexts. Future studies in different high schools
603 should be run to confirm the results here obtained. In addition, it could be advisable
604 to add a measure of mathematics proficiency before running the study to verify that
605 the three groups do not differ in their maths level. Fifth, a huge amount of research
606 focussed on maths anxiety as a factor affecting maths motivation, engagement and
607 achievement, related with task avoidance and stereotype threat (for a review, see
608 Chang & Beilock, 2016; Maloney & Beilock, 2012; Ramirez, Shaw, & Maloney, 2018).
609 Maths anxiety, typically higher in girls and in poor achievers, was not measured in this
610 study. This is a limitation which future research could consider by assessing it and the
611 role played in mediating the effects of the messages delivered. Sixth, since threat and
612 challenge appraisal measures were taken after message delivery, having included
613 them as covariates could have underestimated the effects as pointed out by Rohrer
614 (2018). Moreover, the appraisals could be measured before message delivery, and
615 using more items. Seventh, the message 'Those scoring high can achieve the highest
616 marks ...' could have not been so convincing thus inflating the effects. Moreover, it
617 could have suggested an extrinsic rather than intrinsic motivation to do the task,
618 based on social comparison, which is usually detrimental (Ames, 1992). Future research
619 should consider improving the non-evaluative message by turning 'everybody can suc-
620 ceed by putting enough effort', into a growth mindset language, such as 'your effort
621 will help you to make your mind stronger' (e.g. Dweck, 2015). Finally, our participants
622 were a low number of high-school students and from a single school, and we do not
623 know whether the same results will apply with younger students and in other con-
624 texts. Finally, effects were obtained in experimental sessions and we do not know if
625 they would apply to more naturalistic settings.

628 **Conclusions**

629 Previous research found that males and females differ in mathematics interests and
630 values (e.g. Wang, 2012) and that these different beliefs should be taken into account

in devising interventions to foster motivation (e.g. Gaspard, et al., 2015; Hulleman et al., 2010). This study suggests the importance to take into consideration gender and the occurrence of stereotype threat (or lift) effects. An evaluative message could be helpful for males because it raises performance, whilst not affecting intrinsic motivation for the task. However, the same message could not be so useful for females. In fact, it did not affect performance and reduced intrinsic motivation for the task. When a stereotype is in the air, messages focussed on increasing emotional rather than cognitive engagement (e.g. fostering pleasantness, for example by saying 'This is a very interesting task that most students like') would be expected to be more effective for improving females' performance and motivation.

Acknowledgments

We are grateful to Dr Mariarosa Bicego for her help with data collection. This work was carried out within the scope of the research programme Dipartimenti di Eccellenza (art.1, commi 314-337 legge 232/2016), which was supported by a grant from MIUR to the Department of General Psychology, University of Padua.

Disclosure statement

No potential conflict of interest was reported by the author(s).

Funding

This work was supported by Ministero dell'Istruzione, dell'Università e della Ricerca.

ORCID

David W. Putwain  <http://orcid.org/0000-0001-5196-4270>

References

- Bissell-Havran, J. M., & Loken, E. (2009). The role of friends in early adolescents' academic self-competence and intrinsic value for math and English. *Journal of Youth and Adolescence*, 38(1), 41–50. doi:10.1007/s10964-007-9266-3
- Blackwell, L., Trzesniewski, K., & Dweck, C. S. (2007). Implicit theories of intelligence predict achievement across an adolescent transition: A longitudinal study and an intervention. *Child Development*, 78(1), 246–263. doi:10.1111/j.1467-8624.2007.00995.x
- Blue, J., & Gann, D. (2016). When do girls lose interest in math and science? *Science Scope*, 32, 44–47.
- Bradley, M. M., & Lang, P. J. (1994). Measuring emotion: The self-assessment manikin and the semantic differential. *Journal of Behavior Therapy and Experimental Psychiatry*, 25(1), 49–59. doi:10.1016/0005-7916(94)90063-9
- Brisson, B. M., Dicke, A. L., Gaspard, H., Häfner, I., Flunger, B., Nagengast, B., & Trautwein, U. (2017). Short intervention, sustained effects: Promoting students' math competence beliefs, effort, and achievement. *American Educational Research Journal*, 54, 1048–1078. doi:10.3102/0002831217716084

676
677
678
679
680
681
682
683
684
685
686
687
688
689
690
691
692
693
694
695
696
697
698
699
700
701
702
703
704
705
706
707
708
709
710
711
712
713
714
715
716
717
718
719
720

- Bynion, T. M., & Feldner, M. T. (2017). Self-Assessment Manikin. In V. Zeigler-Hill & T. Shackelford (Eds.), *Encyclopedia of personality and individual differences* (pp. 58–74). New York, NY: Springer.
- Caviola, S., Gerotto, G., Lucangeli, D., & Mammarella, I. C. (2016). *AC-FL. Prove di fluenzza nelle abilità di calcolo per il secondo ciclo della scuola primaria* [AC-FL. Fluency in calculation test for the second cycle of primary school]. Trento: Erickson.
- Caviola, S., Gerotto, G., & Mammarella, I. C. (2016). Computer-based training for improving mental calculation in third-and fifth-graders. *Acta Psychologica, 171*, 118–127. doi:[10.1016/j.actpsy.2016.10.005](https://doi.org/10.1016/j.actpsy.2016.10.005)
- Caviola, S., Primi, C., Chiesi, F., & Mammarella, I. C. (2017). Psychometric properties of the Abbreviated Math Anxiety Scale (AMAS) in Italian primary school children. *Learning and Individual Differences, 55*, 174–182. doi:[10.1016/j.lindif.2017.03.006](https://doi.org/10.1016/j.lindif.2017.03.006)
- Chang, H., & Beilock, S. L. (2016). The math anxiety-math performance link and its relation to individual and environmental factors: A review of current behavioral and psychophysiological research. *Current Opinion in Behavioral Sciences, 10*, 33–38. doi:[10.1016/j.cobeha.2016.04.011](https://doi.org/10.1016/j.cobeha.2016.04.011)
- Dar-Nimrod, I., & Heine, S. J. (2006). Exposure to scientific theories affects women’s math performance. *Science, 314*, 435–435.
- Deci, E. L. (1971). Effects of externally mediated rewards on intrinsic motivation. *Journal of Personality and Social Psychology, 18*(1), 105–115. doi:[10.1037/h0030644](https://doi.org/10.1037/h0030644)
- Deci, E. L. (1975). Conceptualizations of intrinsic motivation. In E. L. Deci (Ed.), *Intrinsic motivation* (pp. 23–63). Boston, MA: Springer.
- Dillard, J. P., Plotnick, C. A., Godbold, L. C., Freimuth, V. S., & Edgar, T. (1996). The multiple affective outcomes of AIDS PSAs: Fear appeals do more than scare people. *Communication Research, 23*(1), 44–72. doi:[10.1177/009365096023001002](https://doi.org/10.1177/009365096023001002)
- Durik, A. M., Shechter, O. G., Noh, M., Rozek, C. S., & Harackiewicz, J. M. (2015). What if I can’t? Success expectancies moderate the effects of utility value information on situational interest and performance. *Motivation and Emotion, 39*(1), 104–118. doi:[10.1007/s11031-014-9419-0](https://doi.org/10.1007/s11031-014-9419-0)
- Dweck, C. (2015). Carol Dweck revisits the growth mindset. *Education Week, 35*, 20–24.
- Eccles, J. S., O’Neill, S. A., & Wigfield, A. (2005). Ability self-perceptions and subjective task-values in adolescents and children. In K. A. Moore & L. H. Lippman (Eds.), *What do children need to flourish? Conceptualizing and measuring indicators of positive development* (pp. 239–247). New York, NY: Springer.
- Faul, F., Erdfelder, E., Lang, A. G., & Buchner, A. (2007). G*Power 3: A flexible statistical power analysis program for the social, behavioral, and biomedical sciences. *Behavior Research Methods, 39*, 175–191. doi:[10.3758/BF03193146](https://doi.org/10.3758/BF03193146)
- Finnigan, K. M., & Corker, K. S. (2016). Do performance avoidance goals moderate the effect of different types of stereotype threat on women’s math performance? *Journal of Research in Personality, 63*, 36–43. doi:[10.1016/j.jrp.2016.05.009](https://doi.org/10.1016/j.jrp.2016.05.009)
- Flore, P. C., Mulder, J., & Wicherts, J. M. (2018). The influence of gender stereotype threat on mathematics test scores of Dutch high school students: A registered report. *Comprehensive Results in Social Psychology, 3*, 140–174. doi:[10.1080/23743603.2018.1559647](https://doi.org/10.1080/23743603.2018.1559647)
- Flore, P. C., & Wicherts, J. M. (2015). Does stereotype threat influence performance of girls in stereotyped domains? A meta-analysis. *Journal of School Psychology, 53*(1), 25–44. doi:[10.1016/j.jsp.2014.10.002](https://doi.org/10.1016/j.jsp.2014.10.002)
- Folkman, S. (2008). The case for positive emotions in the stress process. *Anxiety, Stress and Coping, 21*(1), 3–14. doi:[10.1080/10615800701740457](https://doi.org/10.1080/10615800701740457)
- Folkman, S., & Nathan, P. E. (Eds.). (2011). *The Oxford handbook of stress, health, and coping*. Oxford: Oxford University Press.
- Fredricks, J. A., Hofkens, T., Wang, M. T., Mortenson, E., & Scott, P. (2018). Supporting girls’ and boys’ engagement in math and science learning: A mixed methods study. *Journal of Research in Science Teaching, 55*, 271–298. doi:[10.1002/tea.21419](https://doi.org/10.1002/tea.21419)
- Frenzel, A. C., Goetz, T., Pekrun, R., & Watt, H. M. (2010). Development of mathematics interest in adolescence: Influences of gender, family, and school context. *Journal of Research on Adolescence, 20*, 507–537. doi:[10.1111/j.1532-7795.2010.00645.x](https://doi.org/10.1111/j.1532-7795.2010.00645.x)

- Frenzel, A. C., Pekrun, R., & Goetz, T. (2007). Girls and mathematics—A “hopeless” issue? A control-value approach to gender differences in emotions towards mathematics. *European Journal of Psychology of Education, 22*, 497–514. doi:10.1007/BF03173468
- Froiland, J. M., & Davison, M. L. (2016). The longitudinal influences of peers, parents, motivation, and mathematics course-taking on high school math achievement. *Learning and Individual Differences, 50*, 252–259. doi:10.1016/j.lindif.2016.07.012
- Froiland, J. M., Davison, M. L., & Worrell, F. C. (2016). Aloha teachers: teacher autonomy support promotes Native Hawaiian and Pacific Islander students’ motivation, school belonging, course-taking and math achievement. *Social Psychology of Education, 19*, 879–894. doi:10.1007/s11218-016-9355-9
- Froiland, J. M., & Worrell, F. C. (2017). Parental autonomy support, community feeling and student expectations as contributors to later achievement among adolescents. *Educational Psychology, 37*, 261–271. doi:10.1080/01443410.2016.1214687
- Gaspard, H., Dicke, A. L., Flunger, B., Brisson, B. M., Häfner, I., Nagengast, B., & Trautwein, U. (2015). Fostering adolescents’ value beliefs for mathematics with a relevance intervention in the classroom. *Developmental Psychology, 51*, 1226–1240. doi:10.1037/dev0000028
- Gaspard, H., Dicke, A. L., Flunger, B., Schreier, B., Häfner, I., Trautwein, U., & Nagengast, B. (2015). More value through greater differentiation: Gender differences in value beliefs about math. *Journal of Educational Psychology, 107*, 663–677. doi:10.1037/edu0000003
- Geethanjali, B., Adalarasu, K., Hemapraba, A., Pravin Kumar, S., & Rajasekeran, R. (2017). Emotion analysis using SAM (Self-Assessment Manikin) scale. *Biomedical Research, 28*, 18–24.
- Gunderson, E. A., Ramirez, G., Levine, S. C., & Beilock, S. L. (2012). The role of parents and teachers in the development of gender-related math attitudes. *Sex Roles, 66*, 153–166. doi:10.1007/s11199-011-9996-2
- Harackiewicz, J. M., Barron, K. E., Carter, S. M., Lehto, A. T., & Elliot, A. J. (1997). Predictors and consequences of achievement goals in the college classroom: Maintaining interest and making the grade. *Journal of Personality and Social Psychology, 73*, 1284–1295. doi:10.1037/0022-3514.73.6.1284
- Hidi, S., & Harackiewicz, J. M. (2000). Motivating the academically unmotivated: A critical issue for the 21st century. *Review of Educational Research, 70*, 151–179.
- Hulleman, C. S., & Harackiewicz, J. M. (2009). Promoting interest and performance in high school science classes. *Science, 326*, 1410–1412. doi:10.1126/science.1177067
- Hulleman, C. S., Godes, O., Hendricks, B. L., & Harackiewicz, J. M. (2010). Enhancing interest and performance with a utility value intervention. *Journal of Educational Psychology, 102*, 880–895. doi:10.1037/a0019506
- Inzlicht, M., & Ben-Zeev, T. (2000). A threatening intellectual environment: Why females are susceptible to experiencing problem-solving deficits in the presence of males. *Psychological Science, 11*, 365–371. doi:10.1111/1467-9280.00272
- Johns, M., Schmader, T., & Martens, A. (2005). Knowing is half the battle. Teaching stereotype threat as a means of improving women’s math performance. *Psychological Science, 16*, 175–179.
- Keller, C. (2001). Effect of teachers’ stereotyping on students’ stereotyping of mathematics as a male domain. *The Journal of Social Psychology, 141*, 165–173. doi:10.1080/00224540109600544
- Kellow, J. T., & Jones, B. D. (2008). The effects of stereotypes on the achievement gap: Reexamining the academic performance of African American high school students. *Journal of Black Psychology, 34*(1), 94–120. doi:10.1177/0095798407310537
- Kirscht, J. P., & Haefner, D. P. (1973). Effects of repeated threatening health communications. *International Journal of Health Education, 16*, 268–277.
- Kohn, P. M., Goodstadt, M. S., Cook, G. M., Sheppard, M., & Chan, G. (1982). Ineffectiveness of threat appeals about drinking and driving. *Accident Analysis & Prevention, 14*, 457–464. doi:10.1016/0001-4575(82)90059-8
- LaTour, M. S., & Pitts, R. E. (1989). Using fear appeals in advertising for AIDS prevention in the college-age population. *Journal of Health Care Marketing, 9*, 5–14.
- Lazarus, R. S. (2006). *Stress and emotion*. New York, NY: Springer.

- 766 Lazowski, R. A., & Hulleman, C. S. (2016). Motivation interventions in education: A meta-analytic
767 review. *Review of Educational Research*, *86*, 602–640.
- 768 Lewis, N. A., Jr., & Sekaquaptewa, D. (2016). Beyond test performance: A broader view of stereo-
769 type threat. *Current Opinion in Psychology*, *11*, 40–43. doi:10.1016/j.copsyc.2016.05.002
- 770 Maass, A., & Cadinu, M. (2003). Stereotype threat: When minority members underperform.
771 *European Review of Social Psychology*, *14*(1), 243–275. doi:10.1080/10463280340000072
- 772 Maloney, E. A., & Beilock, S. L. (2012). Math anxiety: Who has it, why it develops, and how to
773 guard against it. *Trends in Cognitive Sciences*, *16*, 404–406. doi:10.1016/j.tics.2012.06.008
- 774 Mammarella, I. C., Caviola, S., Giofrè, D., & Szűcs, D. (2018). The underlying structure of visuo-
775 spatial working memory in children with mathematical learning disability. *British Journal of*
776 *Developmental Psychology*, *36*, 220–235. doi:10.1111/bjdp.12202
- 777 Moè, A. (2016). Teaching motivation and strategies to improve mental rotation abilities.
778 *Intelligence*, *59*, 16–23. doi:10.1016/j.intell.2016.10.004
- 779 Murdoch, M., Partin, M. R., Vang, D., & Kehle-Forbes, S. M. (2019). The psychological risk of min-
780 imal risk activities: A pre-and posttest study using the Self-Assessment Manikin. *Journal of*
781 *Empirical Research on Human Research Ethics*, *14*(1), 15–22. doi:10.1177/1556264618810302
- 782 Nadler, R., Cordy, M., Stengel, J., Segal, Z. V., & Hayden, E. P. (2017). A brief mindfulness practice
783 increases self-reported calmness in young children: a pilot study. *Mindfulness*, *8*, 1088–1095.
784 doi:10.1007/s12671-017-0685-2
- 785 Nguyen, H. H. D., & Ryan, A. M. (2008). Does stereotype threat affect test performance of minor-
786 ities and women? A meta-analysis of experimental evidence. *Journal of Applied Psychology*, *93*,
787 1314–1334. doi:10.1037/a0012702
- 788 Pekrun, R. (2006). The control-value theory of achievement emotions: Assumptions, corollaries,
789 and implications for educational research and practice. *Educational Psychology Review*, *18*,
790 315–341. doi:10.1007/s10648-006-9029-9
- 791 Picho, K., Rodriguez, A., & Finnie, L. (2013). Exploring the moderating role of context on the
792 mathematics performance of females under stereotype threat: A meta-analysis. *The Journal of*
793 *Social Psychology*, *153*, 299–333. doi:10.1080/00224545.2012.737380
- 794 Putwain, D., & Remedios, R. (2014). The scare tactic: Do fear appeals predict motivation and
795 exam scores? *School Psychology Quarterly*, *29*, 503–516. doi:10.1037/spq0000048
- 796 Putwain, D., & Symes, W. (2011). Perceived fear appeals and examination performance:
797 Facilitating or debilitating outcomes? *Learning and Individual Differences*, *21*, 227–232. doi:10.
798 1016/j.lindif.2010.11.022
- 799 Putwain, D. W., & Best, N. (2011). Fear appeals in the primary classroom: Effects on test anxiety
800 and test grade. *Learning and Individual Differences*, *21*, 580–584. doi:10.1016/j.lindif.2011.07.
801 007
- 802 Putwain, D. W., & Best, N. (2012). Do highly test anxious pupils respond differentially to fear
803 appeals made prior to a test? *Research in Education*, *88*(1), 1–10. doi:10.7227/RIE.88.1.1
- 804 Putwain, D. W., Nakhla, G., Liversidge, A., Nicholson, L. J., Porter, B., & Reece, M. (2017). Teachers
805 use of fear appeals prior to a high-stakes examination: Is frequency linked to perceived stu-
806 dent engagement and how do students respond? *Teaching and Teacher Education*, *61*, 73–83.
807 doi:10.1016/j.tate.2016.10.003
- 808 Putwain, D. W., Nicholson, L. J., Nakhla, G., Reece, M., Porter, B., & Liversidge, A. (2016). Fear
809 appeals prior to a high-stakes examination can have a positive or negative impact on engage-
810 ment depending on how the message is appraised. *Contemporary Educational Psychology*,
44–45, 21–31. doi:10.1016/j.cedpsych.2015.12.001
- Putwain, D. W., Remedios, R., & Symes, W. (2015). Experiencing fear appeals as a challenge or a
threat influences attainment value and academic self-efficacy. *Learning and Instruction*, *40*,
21–28. doi:10.1016/j.learninstruc.2015.07.007
- Putwain, D. W., & Roberts, C. M. (2012). Fear and efficacy appeals in the classroom: The second-
ary teachers' perspective. *Educational Psychology*, *32*, 355–372. doi:10.1080/01443410.2012.
659845

- 811 Putwain, D. W., & Symes, W. (2014). The perceived value of maths and academic self-efficacy in
812 the appraisal of fear appeals used prior to a high-stakes test as threatening or challenging.
813 *Social Psychology of Education*, 17, 229–248. doi:10.1007/s11218-014-9249-7
- 814 Putwain, D. W., & Symes, W. (2016). Expectancy of success, subjective task-value, and message
815 frame in the appraisal of value-promoting messages made prior to a high-stakes examination.
816 *Social Psychology of Education*, 19, 325–343. doi:10.1007/s11218-016-9337-y
- 817 Putwain, D. W., Symes, W., & McCaldin, T. (2019). Teacher use of loss-focused, utility value mes-
818 sages, prior to high-stakes examinations, and their appraisal by students. *Journal of*
819 *Psychoeducational Assessment*, 37, 169–180. doi:10.1177/0734282917724905
- 820 Putwain, D. W., Symes, W., & Remedios, R. (2016). The impact of fear appeals on subjective-task
821 value and academic self-efficacy: The role of appraisal. *Learning and Individual Differences*, 51,
822 307–313. doi:10.1016/j.lindif.2016.08.042
- 823 Putwain, D. W., Symes, W., & Wilkinson, H. M. (2017). Fear appeals, engagement, and examin-
824 ation performance: The role of challenge and threat appraisals. *British Journal of Educational*
825 *Psychology*, 87(1), 16–31. doi:10.1111/bjep.12132
- 826 Putwain, D. W., & von der Embse, N. P. (2018). Teachers use of fear appeals and timing
827 reminders prior to high-stakes examinations: pressure from above, below, and within. *Social*
828 *Psychology of Education*, 21, 1001–1019. doi:10.1007/s11218-018-9448-8
- 829 Raccanello, D., Brondino, M., Moè, A., Stupnisky, R., & Lichtenfeld, S. (2019). Enjoyment, boredom,
830 anxiety in elementary schools in two domains: Relations with achievement. *The Journal of*
831 *Experimental Education*, 87, 449–469. doi:10.1080/00220973.2018.1448747
- 832 Ramirez, G., Shaw, S. T., & Maloney, E. A. (2018). Math anxiety: Past research, promising interven-
833 tions, and a new interpretation framework. *Educational Psychologist*, 53, 145–164. doi:10.1080/
834 00461520.2018.1447384
- 835 Rohrer, J. M. (2018). Thinking clearly about correlations and causation: Graphical causal models
836 for observational data. *Advances in Methods and Practices in Psychological Science*, 1(1), 27–42.
837 doi:10.1177/2515245917745629
- 838 Ryan, R., & Deci, E. (2000). Self-determination theory and the facilitation of intrinsic motivation,
839 social development, and well-being. *American Psychologist*, 55(1), 68–78.
- 840 Ryan, R. M., & Deci, E. L. (2017). *Self-determination theory: Basic psychological needs in motivation,*
841 *development, and wellness*. New York: Guilford Press.
- 842 Skaalvik, S., & Skaalvik, E. M. (2004). Gender differences in math and verbal self-concept, per-
843 formance expectations, and motivation. *Sex Roles*, 50, 241–252. doi:10.1023/B:SERS.
844 0000015555.40976.e6
- 845 Skinner, N., & Brewer, M. (2002). The dynamics of threat and challenge appraisals prior to stress-
846 ful achievement events. *Journal of Personality and Social Psychology*, 83, 678–692. doi:10.1037/
847 0022-3514.83.3.678
- 848 Spencer, S. J., Steele, C. M., & Quinn, D. M. (1999). Stereotype threat and women's math per-
849 formance. *Journal of Experimental Social Psychology*, 35(1), 4–28. doi:10.1006/jesp.1998.1373
- 850 Steele, C. M., & Aronson, J. (1995). Stereotype threat and the intellectual test performance of
851 African Americans. *Journal of Personality and Social Psychology*, 69, 797–811. doi:10.1037/0022-
852 3514.69.5.797
- 853 Symes, W., & Putwain, D. W. (2016). The role of attainment value, academic self-efficacy, and
854 message frame in the appraisal of value-promoting messages. *British Journal of Educational*
855 *Psychology*, 86, 446–460. doi:10.1111/bjep.12117
- 856 Upadaya, K., & Eccles, J. (2015). Do teachers' perceptions of children's math and reading related
857 ability and effort predict children's self-concept of ability in math and reading? *Educational*
858 *Psychology*, 35(1), 110–127. doi:10.1080/01443410.2014.915927
- 859 von der Embse, N. P., Schultz, B. K., & Draughn, J. D. (2015). Ready students to test: The influ-
860 ence of fear and efficacy appeals on anxiety and test performance. *School Psychology*
861 *International*, 36, 620–637. doi:10.1177/0143034315609094
- 862 Walton, G. M., & Cohen, G. L. (2003). Stereotype lift. *Journal of Experimental Social Psychology*,
863 39(5), 456–467. doi:10.1016/S0022-1031(03)00019-2

- 856 Wang, M. T. (2012). Educational and career interests in math: A longitudinal examination of the
857 links between classroom environment, motivational beliefs, and interests. *Developmental*
858 *Psychology, 48*, 1643–1657. doi:[10.1037/a0027247](https://doi.org/10.1037/a0027247)
- 859 Watt, H. M. G., Shapka, J. D., Morris, Z. A., Durik, A. M., Keating, D. P., & Eccles, J. S. (2012).
860 Gendered motivational processes affecting high school mathematics participation, educational
861 aspirations, and career plans: A comparison of samples from Australia, Canada, and the
862 United States. *Developmental Psychology, 48*, 1594–1611. doi:[10.1037/a0027838](https://doi.org/10.1037/a0027838)
- 863 Wigfield, A., & Eccles, J. S. (2000). Expectancy-value theory of achievement motivation.
864 *Contemporary Educational Psychology, 25*(1), 68–81. doi:[10.1006/ceps.1999.1015](https://doi.org/10.1006/ceps.1999.1015)
- 865 Witte, K., & Allen, M. (2000). A meta-analysis of fear appeals: Implications for effective
866 public health campaigns. *Health Education and Behavior, 27*, 591–615. doi:[10.1177/](https://doi.org/10.1177/109019810002700506)
867 [109019810002700506](https://doi.org/10.1177/109019810002700506)
- 868 Yeager, D. S., Romero, C., Paunesku, D., Hulleman, C. S., Schneider, B., Hinojosa, C., ... Dweck,
869 C. S. (2016). Using design thinking to improve psychological interventions: The case of the
870 growth mindset during the transition to high school. *Journal of Educational Psychology, 108*,
871 374–391. doi:[10.1037/edu0000098](https://doi.org/10.1037/edu0000098)
- 872
873
874
875
876
877
878
879
880
881
882
883
884
885
886
887
888
889
890
891
892
893
894
895
896
897
898
899
900